


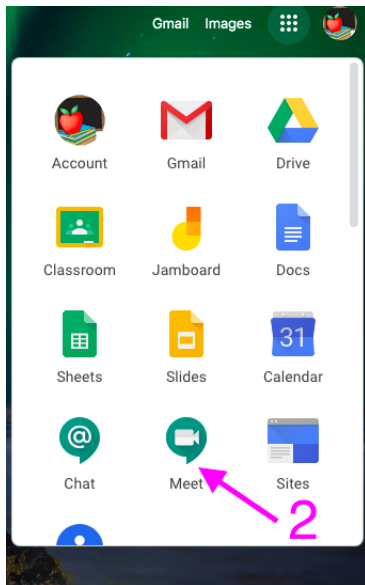
Meet ~ From a Student's Perspective

If you are already scheduled for the class though a calendar invite by your teacher use the following steps.

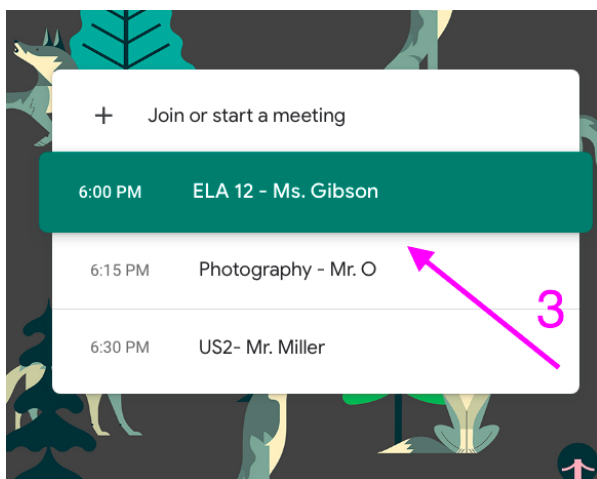


Step 1:
Go to any Google web page and click on the 9 dots

- Gmail
- Google
- Classroom



Step 2:
Click on Meet



Click on the class that you are scheduled for.

Note: At the end of the class period, the class will no longer be visible. This will cycle throughout the day.

If you are emailed a meet link or it is posted in Google Classroom, simply click on the link.

LAL Class 3/16/2020 Inbox x

Chrystal Gibson <cgibson@center.school>
to me ▾

Ms. Gibson's LAL class will "Meet" at 6:45pm.
Please click on the following link to join.
To join the video meeting, click this link: <https://meet.google.com/yyf-zeyx-oxk>

Chrystal Gibson
9:07 AM (Edited 10:23 AM)
3/16/2020
How to navigate Google Meet.

Every Day (Monday through Friday)
Log onto google classroom and check the stream.
You must be logged into Google Meet.

Schedule for Distance Learning
Period 1- 9:00 - 9:20
Period 2- 9:25 - 9:45
Period 3- 9:50 - 10:10
Period 4- 10:15- 10:35
Period 5- 10:40- 11:00
Period 6- 11:05- 11:25
Period 7- 11:30-11:50

Classwork/ Homework:
Ch 2: Law of Club and Fang Review Questions in Google Classroom
Directions:
- Type out the question and write the correct answer in blue.
- Answer all multiple choice questions # 1-9 from. on page 115.
- Thinking it Over #1 on page 116 minimum of 5 sentences.

Meet
https://meet.google.com/_m...

Once you are in Meet

Camera is off

microphone is off

If the camera is off, the rest of the class can't see you.

If the microphone is off, the rest of the class can't hear you.