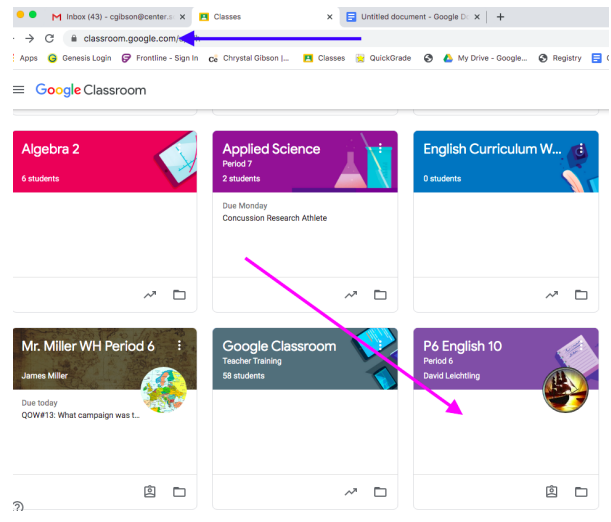
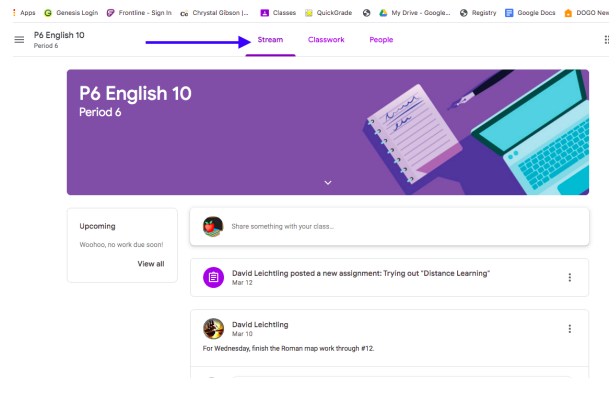
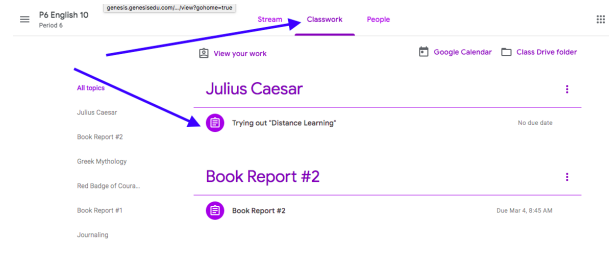


# Google Classroom from a Student's Perspective

<ol style="list-style-type: none"><li>1. Launch Chrome</li><li>2. Go to Google Classroom (<a href="https://classroom.google.com">https://classroom.google.com</a>)</li><li>3. Choose the Classroom that you need to work in, and click on it.</li></ol>	
<p style="text-align: center;"><b>“Stream”</b></p> <ul style="list-style-type: none"><li>● Stream gives you “up to date” information.</li><li>● This where you will find all current posts that your teachers are sharing with you. This may include “Meet” times (Video chat), “Chat” times (Chat Room) or posts about upcoming assignments.</li></ul>	
<p style="text-align: center;"><b>“Classwork”</b></p> <ul style="list-style-type: none"><li>● Is where you will find all of your assignments.</li><li>● Click on the assignment that you need to complete.</li></ul>	

**It is expected that students will be in Google Classroom or Meet at the start of each class depending on your teacher's requirements.**